











CONCESSION STAND MEN'S SOFTBALL FIELD
 2200 LOUISE STREET

TRANSITION PLAN

ITEM #	SECTION #: GROUP	NON-COMPLIANCE DESCRIPTION	COMMENTS / SUGGESTED CORRECTIONS	PRIORITY	COST CODE	BUDGET COST	COMPL. DATE	PHOTOGRAPHS
			FACILITY COMMENT: Due to the extent of the improvements necessary and the age of the facility, the City should consider a new facility.					
SITE								
1	502: Parking Spaces	1. No assessible parking. 2. No van parking. 3. No signage.	1. Provide designated accessible parking spaces at each ballfield near restrooms/concession. (1 van, access aisle, 1 accessible parking minimum at each field)	1	PK2	\$ 1,850		
2	206: Accessible Route	1. There is no accessible route to parking, drinking fountain, concession, restrooms, or ballfields. 2. No directional signage.	1. Provide accessible route (4' minimum sidewalk) connecting parking, fountain, concessions, restrooms, and ballfield seating. (±600 L.F.) 2. Provide directional signage.	1	SW1 ES1	\$ 6,500		
3	403: Walking Surface	1. Grass and gravel only. No improved path.	1. Where grass, gravel and existing asphalt drive are used as walking surface, provide stable surface (rain/shine), and omit elevation changes. 2. Refer to Item #2 above for improved walkway.	1	OL	\$ 500		
4	602: Drinking Fountain	1. Existing fountains at ball fields are non-compliant. 2. Only one fountain provided at each field.	1. At each field, remove and replace drinking fountain and provide Hi-Lo fountain, access slab/landing, and walk to fountain.	4	EDF2 SW1	\$ 3,500		
5	221: Assembly Areas	1. Bleachers are on lawn. 2. No paved accessible access to bleachers.	1. See Item #3 (403: Walking Surfaces)	2	N/A	N/A		

CONCESSION STAND MEN'S SOFTBALL FIELD
 2200 LOUISE STREET

TRANSITION PLAN

ITEM #	SECTION #: GROUP	NON-COMPLIANCE DESCRIPTION	COMMENTS / SUGGESTED CORRECTIONS	PRIORITY	COST CODE	BUDGET COST	COMPL. DATE	PHOTOGRAPHS
RESTROOMS								
6	603: Toilet & Bathing Rooms	<ol style="list-style-type: none"> 1. Water closet clearance space is < 5' wide. 2. Toilet distance from wall > 18". 3. Grab bar layout non-compliant. 4. Exposed pipes at sinks. 5. Faucets are difficult to turn on. 6. Urinal height > 17". 	<ol style="list-style-type: none"> 1. Remove partition and toilet fixtures necessary to provide accessible toilet stall. 2. Provide accessible toilet and relocate 16" - 18" from wall/compartment. 3. Remove and replace urinal in men's restroom. 4. Wrap pipes at sinks. 5. Loss of toilet fixtures may affect requirements due to building code. 	3	RR3	\$ 2,000		
7	404: Doors, Doorways & Gates	<ol style="list-style-type: none"> 1. Maneuvering space adjacent to doors. 2. No signage. 	<ol style="list-style-type: none"> 1. Remove and replace landing to all doors at restroom building. (±75 S.F.) 2. Remove/replace or relocate/re-swing men's door to allow for maneuvering space at door. 3. Lower pull handles on door within 48" above floor to top of pull. 4. Adjust or remove/replace closers. 5. Provide accessible signage at doors. 	1	DO2 IS1	\$ 4,400		
CONCESSIONS								
8	206: Accessible Route	<ol style="list-style-type: none"> 1. There is no accessible route to the concession window. 2. Interior clearances between counter/shelves/equipment < 36". 	<ol style="list-style-type: none"> 1. Provide access walk and landing at concession windows. 2. Rearrange interior cabinets/shelves/equipment for clear space access. 	1	SW1	\$ 800		
9	404: Doors, Doorways & Gates	<ol style="list-style-type: none"> 1. The pull handle is too high on the door. 2. No landing or walk to the door. 3. No signage. 	<ol style="list-style-type: none"> 1. Relocate pull handle on door to 48" minimum from top of handle to floor. 2. Adjust closure or remove and replace. 3. Provide accessible landing at door. 4. Provide accessible signage. 	1	DO3 IS1	\$ 1,100		
10	804: Kitchens and Kitchenettes	<ol style="list-style-type: none"> 1. Non-compliant workspace level. 2. Sink non-compliant; cannot approach. 	<ol style="list-style-type: none"> 1. Provide adjustable work surface (29" minimum - 36" max) or remove and replace work surfaces. 2. Relocate sink, provide accessible approach, replace water control knobs, wrap piping. 	2	WC1 SK1	\$ 1,750		

REPORT TOTAL: \$ 22,400