














TRANSITION PLAN

ITEM #	SECTION #: GROUP	NON-COMPLIANCE DESCRIPTION	COMMENTS / SUGGESTED CORRECTIONS	PRIORITY	COST CODE	BUDGET COST	COMPL. DATE	PHOTOGRAPHS
1	208: Parking Spaces	<ol style="list-style-type: none"> 1. No van accessible spaces. 2. Sign missing. 3. Sign < 60". 4. No van accessible signs. 	<ol style="list-style-type: none"> 1. Provide van accessible parking, access aisle and three (3) accessible spaces. 2. 86 total parking spaces. 	1	PK1 PK3 AA3	\$ 4,000		
2	406: Curb Ramps	<ol style="list-style-type: none"> 1. Curb ramp projects into access aisle. 	<ol style="list-style-type: none"> 1. Remove curb ramp. 2. Remove portion of sidewalk and provide curb ramp. 	1	CR1	\$ 850		
3	216: Signs (exterior)	<ol style="list-style-type: none"> 1. No signage at primary entrance directing to accessible entrance. 	<ol style="list-style-type: none"> 1. Provide directional signage to accessible entrance. 2. Primary entrance not accessible. 	2	ES1	\$ 250		
4	404: Doors, Doorways & Gates	<ol style="list-style-type: none"> 1. Multiple doors close in < 5 seconds. 2. Multiple doors > 5 lb. opening force. 3. Multiple doors have < 18" on the latch & pull side of doors. 	<ol style="list-style-type: none"> 1. Adjust closures. 2. Where possible, relocate doors to provide 18" maneuvering space beside doors. (± 5) 3. Provide push pads and automatic closures at doors that cannot be relocated (in #2 above). 	2	OL DO2	\$ 5,500		
5	403: Walking Surface	<ol style="list-style-type: none"> 1. Aisles and pathways < 36" wide in several areas. 2. Work rooms - no turning radius. 	<ol style="list-style-type: none"> 1. Relocate shelving to provide 36" minimum access route. 	2	OL DO2	\$ 350		
6	307: Protruding Objects	<ol style="list-style-type: none"> 1. Drinking fountains protruding into access route. 	<ol style="list-style-type: none"> 1. Provide knee wall or railing on each side of fountains. 	2	RP1	\$ 300		

TRANSITION PLAN

ITEM #	SECTION #: GROUP	NON-COMPLIANCE DESCRIPTION	COMMENTS / SUGGESTED CORRECTIONS	PRIORITY	COST CODE	BUDGET COST	COMPL. DATE	PHOTOGRAPHS
7	505: Handrails	1. Handrail gripping surface at central stairs.	1. Provide handrails with 1-1/2" diameter gripping surface.	2	HR1	\$ 2,000		
8	407: Elevators	1. Car control buttons not designated with Braille. 2. No audible signals. 3. No tactile star on both jambs at main entry level. 4. Text characters not raised. 5. No Braille on door jamb signs. 6. Door jamb signs mounted > 48" above the floor.	1. Rework elevators to bring into compliance.	2	EL	\$ 10,000		
9	703: Signs (interior)	1. No raised letters. 2. No Braille. 3. Mounted > 48" above the floor (to bottom character). 4. No signs at non-accessible restrooms directing to accessible restrooms.	1. Provide accessible signage. (± 10 each) 2. Provide directional signage to restrooms and key spaces.	2	IS1	\$ 1,000		
10	904: Sales & Service Counters	1. No accessible check-out information counters.	1. Provide accessible sales/service counters 34" maximum above floor and 36" long.	2	SC2	\$ 850		
11	604: Water Closets & Toilet Rooms (multiple fixture restrooms)	1. No 5' wide toilet stall. 2. Incorrect toilet partition layout. 3. Incorrect grab bar layout.	1. Remove toilet and/or urinal and partition to provide space for accessible toilet. (± 2 each) 2. Provide accessible grab bars, accessories. Note: Removal of toilet fixture may affect building code fixture requirements.	3	RR3	\$ 6,000		
12	602: Drinking Fountains	1. 1st floor spout height > 36" (low unit) 2. 1st floor spout height > 45" (high unit) 3. Some are protruding objects.	1. Adjust height of drinking fountains. 2. Provide knee wall or railing.	4	EDF4 RP1	\$ 600		

TRANSITION PLAN

ITEM #	SECTION #: GROUP	NON-COMPLIANCE DESCRIPTION	COMMENTS / SUGGESTED CORRECTIONS	PRIORITY	COST CODE	BUDGET COST	COMPL. DATE	PHOTOGRAPHS
13	804: Kitchen & Kitchenette (meeting room & lounge)	1. Counter work surface > 34" above floor. 2. Sink cabinet does not allow for a forward approach. 3. Range controls are located where access is above burners.	1. Provide accessible sink with front approach 34" maximum above floor. 2. Replace range with one that has front controls.	2	SK1 RG	\$ 2,500		

REPORT TOTAL: \$ 34,200