










BUILDING WITH CONTROLS
 2511 CRISWELL ROAD

TRANSITION PLAN

ITEM #	SECTION #: GROUP	NON-COMPLIANCE DESCRIPTION	COMMENTS / SUGGESTED CORRECTIONS	PRIORITY	COST CODE	BUDGET COST	COMPL. DATE	PHOTOGRAPHS
THIS FACILITY WAS REVIEWED UNDER 1991 ADA STANDARDS; 2010 ADAAG CORRECTION REFERENCES ARE NOTED IN PARENTHESES.								
1	4.1: Minimum Requirements		1. The process building was the only structure reviewed within the facility. All other structures are work related and are not required to be accessible. 2. Items reviewed are parking, accessible route, and within process building, restroom, and office.					
2	4.6 (502): Parking and Drop-off Areas	1. No accessible parking.	1. Provide van accessible parking space with access aisle.	1	PK1	\$ 1,250		
3	4.3 (206): Accessible Routes	1. No designated accessible route.	1. Provide accessible route from parking to building entry.	1	AA3	\$ 250		
4	4.13 (404): Doors (entry door)	1. Door opening force > 5 lbs. 2. Landing outside door slopes > 2%.	1. Remove and replace landing (5'x5' minimum). 2. Adjust door closure.	1	OL SW5	\$ 350		
5	4.4 (307): Protruding Objects	1. Box covering emergency shut off extends > 4" into the path of travel and is mounted > 27" above the floor.	1. Provide railing or knee wall at box.	2	RP1	\$ 300		
6	4.5 (403): Ground and Floor Surfaces	1. Mats at entry door is not fixed to the floor.	1. Secure mats to floor.	2	MAT1	\$ 200		

BUILDING WITH CONTROLS
 2511 CRISWELL ROAD

TRANSITION PLAN

ITEM #	SECTION #: GROUP	NON-COMPLIANCE DESCRIPTION	COMMENTS / SUGGESTED CORRECTIONS	PRIORITY	COST CODE	BUDGET COST	COMPL. DATE	PHOTOGRAPHS
7	4.3 (206): Accessible Routes	1. No striped markings or signage from entry door to restroom and office.	1. Provide clear access way through building.	2	AA3	\$ 500		
8	4.22 (603): Toilet Rooms	1. Toilet height (from floor to top of seat) is < 17", and > 18" from wall. 2. Shelf restricts turning space. 3. Lavatory pipes are not insulated. 4. Improper locking hardware on door. 5. Door opening force > 5 lbs. 6. Mirror is > 50" above the floor. 7. Paper towel holder is > 48" above floor.	1. Remove and replace toilet. Provide accessible toilet 16"-18" off wall. 2. Insulate sink pipes. 3. Relocate mirror to 40" above floor. 4. Adjust toilet paper and paper towel holders heights. 5. Remove and replace door hardware. 6. Remove cabinet from restroom.	3	RR3 DO3 OL	\$ 1,000		
9	4.13 (404): Doors (office door)	1. Door opening force > 5 lbs.	1. Adjust door closure.	2	OL SW5	\$ 100		
10	4.30 (703): Signage	1. No signage.	1. Provide interior signage at office and restroom. 2. Provide interior directional signage.	2	IS	\$ 200		

REPORT TOTAL: \$ 4,150