










COMMUNY WATER TREATMENT
 1103 COMMUNY AVENUE

TRANSITION PLAN

ITEM #	SECTION #: GROUP	NON-COMPLIANCE DESCRIPTION	COMMENTS / SUGGESTED CORRECTIONS	PRIORITY	COST CODE	BUDGET COST	COMPL. DATE	PHOTOGRAPHS
THIS FACILITY WAS REVIEWED UNDER 1991 ADA STANDARDS; 2010 ADAAG CORRECTION REFERENCES ARE NOTED IN PARENTHESES.								
1	4.1 Minimum Requirements		1. The process building at the rear of facility and building at the front of the facility were reviewed. All other structures are work related and not required to be accessible. 2. Items reviewed are: parking, accessible route to and within buildings, restroom, office area, and kitchenette in front of building.					
2	4.6 (502): Parking and Drop off areas	1. No accessible parking.	1. Provide van accessible parking and access aisle. 2. No designated parking.	1	PK1	\$ 1,250		
3	4.3 (206): Accessible Route		1. Provide accessible route from parking space to building entry. 2. Since there is no parking provided, no accessible route is present.	1	AA3	\$ 300		
4	4.13 (404): Doors (entry door - process building)	1. Door opening force > 5 lbs. 2. Landing outside door slopes > 1:48. 3. Uneven surface at entry landing. 4. Elevation change from landing to threshold.	1. Adjust closures. 2. Provide new landing (± 5'x5'), and transition to landing.	1	OL SW	\$ 350		
5	4.4 (307): Protruding Objects (process building)	1. Box covering emergency shut off extends > 4" into the path of travel and is mounted > 27" above the floor.	1. Provide knee wall or rail at box.	2	RP1	\$ 300		
6	4.5 (302): Ground and Floor Surfaces (process building)	1. Mats at entry door are not fixed to the floor.	1. Provide mats that are secured to the floor.	2	MAT	\$ 100		

COMMUNY WATER TREATMENT
 1103 COMMUNY AVENUE

TRANSITION PLAN

ITEM #	SECTION #: GROUP	NON-COMPLIANCE DESCRIPTION	COMMENTS / SUGGESTED CORRECTIONS	PRIORITY	COST CODE	BUDGET COST	COMPL. DATE	PHOTOGRAPHS
7	4.3 (206): Accessible Route		1. Provide striped accessway or directional signage. 2. No office or restroom. 3. Desk located near back of building (no striped markings or signage to desk).	2	IS	\$ 100		
8	4.15 (602): Drinking Fountains	1. Spout height > 36" above floor. 2. Force to activate controls > 5 lbs. 3. Is non-accessible.	1. Provide accessible drinking fountain.	4	EDF3	\$ 1,500		
9	4.4 (307): Protruding Objects	1. Fire extinguisher protrudes 5" beyond wall.	1. Relocate fire extinguisher from accessible route.	2	OL	\$ 100		

REPORT TOTAL: \$ 4,000