










TRANSITION PLAN

ITEM #	SECTION #: GROUP	NON-COMPLIANCE DESCRIPTION	COMMENTS / SUGGESTED CORRECTIONS	PRIORITY	COST CODE	BUDGET COST	COMPL. DATE	PHOTOGRAPHS
THIS FACILITY WAS REVIEWED UNDER 1991 ADA STANDARDS; 2010 ADAAG CORRECTION REFERENCES ARE NOTED IN PARENTHESES.								
1	4.6: Parking and Passenger Loading		1. Street parking for public. 2. Employee parking located north of the building (refer to Pascagoula City Hall).	1	-	-		
2	4.3: Accessible Routes		1. Public access from street parking. 2. Employee access located north of the building (refer to Pascagoula City Hall).	1	-	-		
3	4.13 (404): Doors (public entry)	1. Door opening force is > 5 lbs. 2. Door entry width < 32" clear.	1. Adjust closure. 2. Remove and replace with entry door with 32" min. clearance.	2	OL DO5	\$ 1,100		
4	7.2 (904): Sales and Service Counters	1. Sales counter is > 36" above the floor.	1. Provide sales counter that is 36" (max.) above the floor and 36" (min.) long.	2	SC2	\$ 850		
5	4.3 (206): Accessible Routes	1. Clear width between some displays is < 36".	1. Adjust displays to ensure 36" min. clearance between them.	2	OL	\$ 100		
6	4.30 (703): Signage	1. Room signage located above doors. 2. Non-compliant signage at restrooms.	1. Provide accessible signage. (± 6 each)	2	IS1	\$ 600		

TRANSITION PLAN

ITEM #	SECTION #: GROUP	NON-COMPLIANCE DESCRIPTION	COMMENTS / SUGGESTED CORRECTIONS	PRIORITY	COST CODE	BUDGET COST	COMPL. DATE	PHOTOGRAPHS
7	4.13 (404): Doors (interior)	1. Maneuvering clearance < 12" at back employee entry/exit.	1. Adjust wall to provide 12" min. maneuvering clearance.	2	OL	\$ 800		
8	4.22 (603): Toilet Rooms	1. West restroom - cabinet protrudes into toilet access. 2. West restroom - toilet mounted 19" off of side wall. 3. East restroom - paper towel dispenser mounted > 48" above the floor. 4. East restroom - toilet mounted 19.5" off of side wall. 5. East restroom - side grab bar is mounted < 33" above the floor. 6. East restroom - mirror mounted > 40" above the floor. 7. Lavatory pipes not wrapped.	1. Relocate cabinet in west restroom. 2. Adjust toilet location in both restrooms to 16"-18" off wall. 3. Adjust paper towel dispenser to 48" max above floor. 4. Relocate grab bar to 33" min - 36" max above floor. 5. Relocate mirror to 40" max above floor. 6. Wrap lavatory pipes.	3	OL RR3 GB2	\$ 1,500		
9	4.15 (603): Drinking Fountain (outside employee entrance)	1. Protruding objects (4.4)	1. Provide rail or knee wall on each side of drinking fountain. Ensure 36" min clearance at fountain.	4	RP1	\$ 500		

REPORT TOTAL: \$ 5,450