












UTILITY DEPARTMENT  
 622 DELMAS AVENUE

TRANSITION PLAN

ITEM #	SECTION #: GROUP	NON-COMPLIANCE DESCRIPTION	COMMENTS / SUGGESTED CORRECTIONS	PRIORITY	COST CODE	BUDGET COST	COMPL. DATE	PHOTOGRAPHS
<b>THIS FACILITY WAS REVIEWED UNDER 1991 ADA STANDARDS; 2010 ADAAG CORRECTION REFERENCES ARE NOTED IN PARENTHESES.</b>								
1	4.6 (502): Parking		1. On-street parking and City parking lot.		-	-		
2	4.5 (403): Ground & Floor Surfaces	1. Floor mats at entry door not secured to floor.	1. Secure mats to floor.	2	MAT1	\$ 200		
3	4.3 (402): Accessible Route	1. Accessible route to payment counters < 36" clear width.	1. Adjust crowd control barrier to 36" minimum clear width both sides.	2	OL	\$ 150		
4	4.2 (904): Space Allowance & Reach Ranges	1. Work counter > 34" high. 2. Work counter has insufficient reach. 3. Lower bill payment counter > 34" high.	1. Adjust height and depth of work counter.	2	WC1	\$ 600		
5	4.4 (307): Protruding Objects	1. Drop box protrudes > 4" and is between 27" and 80" above the floor. 2. Drinking fountain.	1. Remove and replace drop box. OR 2. Provide pipe rail or knee wall under box.	2	OL RP1	\$ 300		
6	4.5.2 (403): Change in Level	1. Floor transition strip near drinking fountain > 1/4".	1. Remove and replace floor transition strip.	2	OL	\$ 250		

**UTILITY DEPARTMENT**  
 622 DELMAS AVENUE

**TRANSITION PLAN**

ITEM #	SECTION #: GROUP	NON-COMPLIANCE DESCRIPTION	COMMENTS / SUGGESTED CORRECTIONS	PRIORITY	COST CODE	BUDGET COST	COMPL. DATE	PHOTOGRAPHS
7	4.30 (703): Signage	<ol style="list-style-type: none"> <li>Direction signage in payment area.</li> <li>No directional signage to restrooms.</li> </ol>	<ol style="list-style-type: none"> <li>Provide directional signage to restrooms.</li> <li>Provide signage at restrooms.</li> </ol>	2	IS1	\$ 300		
8	4.15 (602): Drinking Fountains	<ol style="list-style-type: none"> <li>Drinking fountain protrudes in to access route.</li> </ol>	<ol style="list-style-type: none"> <li>Provide pipe rail or knee wall on either side of drinking fountain.</li> </ol>	4	RP1	\$ 300		
9	4.22 (603): Toilet Rooms	<ol style="list-style-type: none"> <li>No clear space under lavatories.</li> <li>Reach ranges exceeded for soap dispenser.</li> </ol>	<ol style="list-style-type: none"> <li>Remove cabinet from under sink and insulate pipes.</li> <li>Adjust height of soap dispenser.</li> </ol>	2	OL RR3	\$ 500		
10	4.22 (603): Toilet Rooms	<ol style="list-style-type: none"> <li>No grab bar behind toilet.</li> <li>Reach range exceeded for toilet seat cover dispenser.</li> </ol>	<ol style="list-style-type: none"> <li>Provide grab bars at proper height; add grab bar behind toilet.</li> <li>Relocate toilet paper dispenser.</li> <li>Provide accessible toilet. Toilet to be 16"-18" off wall.</li> </ol>	3	RR1	\$ 5,000		
11	4.2 (902): Space Allowance & Reach Ranges	<ol style="list-style-type: none"> <li>Break room lower cabinet height &gt; 34".</li> <li>Break room upper cabinet &gt; 46" vertical reach.</li> </ol>	<ol style="list-style-type: none"> <li>Provide accessible sink and work space (front approach).</li> </ol>	2	SK1	\$ 1,500		
12	4.13 (404): Doors (Back entrance)	<ol style="list-style-type: none"> <li>Landing slope &gt; 2%.</li> <li>Clear space on pull side of door &lt; 18".</li> </ol>	<ol style="list-style-type: none"> <li>Provide level landing (slope &lt; 2%) with 18" of landing on pull side of door.</li> <li>Provide access walk to landing.</li> </ol>	1	SW1 SW3	\$ 850		

**REPORT TOTAL: \$ 9,950**